


Stainless Steel Saddles & Repair Clamps

Price List: PLF-GS Vol.2

Effective Date: March 1, 2016



Western Canada

12487-82nd Avenue,

Surrey B.C. V3W 3E8

T: 604-531-8408 / 1- 877-531-8478

F: 604-531-8468 / 1- 877-531-8468

info@pro-linefittings.com

Eastern Canada

740 Huronia Road, Unit #17

Barrie, Ontario L4N 6C6

T: 705-733-7720 / 1-855-733-7720

F: 705-733-7710 / 1-855-733-7710

sales@pro-linefittings.com


www.pro-linefittings.com

Contents:

- ◆ *CR-1 Stainless Steel One Section Repair Clamp*
- ◆ *CR-2 Stainless Steel Two Section Repair Clamp*
- ◆ *CR-3 Stainless Steel Three Section Repair Clamp*
- ◆ *SC-1 Stainless Steel Service Saddle (Single Bolt)*
- ◆ *SC-2 Stainless Steel Service Saddle (Double Bolt)*
- ◆ *SC-4 Stainless Steel Saddle Clamp (Four Bolt)*

CR-1 Stainless Steel One Section Repair Clamps

CR-1 SS One Section Repair Clamp



CR-1 Stainless Steel One Section Repair Clamps

Material Specifications	Bolts	304 stainless steel, 5/8" roll NC thread.
	Bolt & Receiver Bars	304 stainless steel. TIG welded to shell to form a strong fusion and fully passivated.
	Shell	304 stainless steel.
	Locking Washer Plate	304 stainless steel. Locks into position for easy tightening of nuts.
	Nuts	304 stainless steel & fluorokote coating.
	Washer	304 stainless steel and nylon washers are used to reduce wear on washer plate.
	Gasket	SBR Rubber -ASTM D 2000 AA4 15 Rubber is especially formulated for water service and has antioxidant, antiozonant agents to increase shelf life.
	Armour	304 stainless steel, heavy gauge, molded into gasket to prevent "hanging up" during installation.

Pipe Diameter	Catalogue Number	O.D. Range	Length and approx. shipping weight lbs.			
			08" Long	12" Long	16" Long	24" Long
2	CR1-Length0238	2.30-2.55	4	5	n/a	n/a
2	CR1-Length0288	2.80-3.05	4	6	n/a	n/a
3	CR1-Length0350	3.45-3.70	5	7	9	n/a
4	CR1-Length0450	4.45-4.80	5	8	10	n/a
4	CR1-Length0480	4.70-5.50	6	8	10	16
6	CR1-Length0663	6.50-6.90	6	9	11	19
6	CR1-Length0690	6.80-7.20	7	10	12	20
8	CR1-Length0863	8.50-8.90	7	11	14	23
8	CR1-Length0905	8.95-9.35	8	12	15	24
10	CR1-Length1075	10.65-11.05	11	15	18	27
10	CR1-Length1110	11.00-11.40	12	16	20	31
12	CR1-Length1275	12.65-13.05	14	19	28	37
12	CR1-Length1320	13.10-13.50	14	19	28	37

*Other ranges are available.

*To order select, model (CR1), the length of clamp from the list above, and the model number from the list above. eg (CR1-080238)

*Torque bolts to 60 FT. LBS


CR-1 Stainless Steel One Section Repair Clamps

Nominal Pipe Size	Catalogue Number	O.D. Range	08" Long	12" Long	16" Long	24" Long
2	CR1-Length0238	2.30-2.55	102.03	159.87		
2¼	CR1-Length0263	2.55-2.80	102.03	161.78		
2½	CR1-Length0288	2.80-3.05	102.03	161.78		
3	CR1-Length0300	2.95-3.20	102.03	162.82		
3	CR1-Length0350	3.45-3.70	102.03	162.82	217.86	316.05
3	CR1-Length0375	3.70-3.95	102.03	162.82	217.86	316.05
4	CR1-Length0450	4.45-4.80	108.38	164.93	220.93	329.09
4	CR1-Length0480	4.90-5.30	108.38	164.93	220.93	329.09
4-5	CR1-Length0520	5.20-5.60	108.38	164.93	220.93	329.09
6	CR1-Length0600	5.90-6.30	120.43	182.22	248.77	363.92
6	CR1-Length0663	6.50-6.90	120.43	182.22	248.77	363.92
6	CR1-Length0690	6.80-7.20	120.43	182.22	248.77	363.92
6	CR1-Length0710	7.00-7.40	120.43	182.22	248.77	363.92
6	CR1-Length0745	7.45-7.85	120.43	182.22	248.77	363.92
8	CR1-Length0800	7.90-8.30	136.24	204.83	271.09	397.98
8	CR1-Length0863	8.50-8.90	136.24	204.83	271.09	397.98
8	CR1-Length0905	8.95-9.35	136.24	204.83	271.09	397.98
8	CR1-Length0940	9.30-9.70	136.24	204.83	271.09	397.98
10	CR1-Length1000	9.90-10.30	157.87	255.05	312.50	490.19
10	CR1-Length1075	10.65-11.05	157.87	255.05	312.50	490.19
10	CR1-Length1110	11.00-11.40	157.87	255.05	312.50	490.19
10	CR1-Length1140	11.30-11.70	157.87	255.05	312.50	490.19
12	CR1-Length1175	11.75-12.15	157.87	255.05	312.50	490.19
12	CR1-Length1200	12.00-12.40	166.23	266.58	327.79	513.74
12	CR1-Length1275	12.65-13.05	166.23	266.58	327.79	513.74
12	CR1-Length1320	13.10-13.50	166.23	266.58	327.79	513.74
12	CR1-Length1340	13.40-13.80	166.23	266.58	327.79	513.74
12-14	CR1-Length1370	13.70-14.10	166.23	266.58	327.79	513.74
12-14	CR1-Length1400	14.00-14.40	166.23	266.58	327.79	513.74

List Price Per Clamp

CR-2 Stainless Steel Two Section Repair Clamps

CR-2 SS Two Section Repair Clamp



CR-2 Stainless Steel Two Section Repair Clamps

Material Specifications	Bolts	304 stainless steel, 5/8" roll NC thread.
	Bolt & Receiver Bars	304 stainless steel. TIG welded to shell to form a strong fusion and fully passivated.
	Shell	304 stainless steel.
	Locking Washer Plate	304 stainless steel. Locks into position for easy tightening of nuts.
	Nuts	304 stainless steel & fluorokote coating.
	Washer	304 stainless steel and nylon washers are used to reduce wear on washer plate.
	Gasket	SBR Rubber -ASTM D 2000 AA4 15 Rubber is especially formulated for water service and has antioxidant, antiozonant agents to increase shelf life.
	Armour	304 stainless steel, heavy gauge, molded into gasket to prevent "hanging up" during installation.

Pipe Diameter	Catalogue Number	O.D. Range	08" Long	12" Long	16" Long	24" Long
			Length and approx. shipping weight lbs.			
4	CR2-Length0450	4.40-5.20	Length and approx. shipping weight lbs.			
4	CR2-Length0480	4.70-5.57	13	18	26	39
6	CR2-Length0663	6.50-7.30	14	21	28	44
6	CR2-Length0690	6.80-7.60	15	23	29	46
8	CR2-Length0863	8.50-9.30	17	25	30	48
8	CR2-Length0905	8.95-9.75	17	25	31	48
10	CR2-Length1110	11.00-11.80	n/a	27	33	50
10	CR2-Length1140	11.40-12.20	n/a	28	35	51
12	CR2-Length1275	12.65-13.45	n/a	29	36	52
12	CR2-Length1320	13.10-13.90	n/a	30	37	53
12	CR2-Length1385	13.85-14.65	n/a	32	40	57
14	CR2-Length1507	15.05-15.85	n/a	34	42	59
16	CR2-Length1715	17.15-17.95	n/a	n/a	44	65

*Other ranges are available.

*To order select, model (CR2), the length of clamp from the list above, and the model number from the list above. eg (CR2-080450)

*All stainless material fully passivated.


*Torque bolts to 60 FT. LBS

CR-2 Stainless Steel Two Section Repair Clamps

List Price Per Clamp	Nominal Pipe Size	Catalogue Number	O.D. Range	08" Long	12" Long	16" Long	24" Long
	4	CR2-Length0450	4.40-5.20	166.28	258.88	349.03	523.07
	4	CR2-Length0480	4.70-5.57	166.28	258.88	349.03	523.07
	6	CR2-Length0663	6.50-7.30	176.98	279.30	369.17	550.24
	6	CR2-Length0690	6.80-7.60	176.98	279.30	369.17	550.24
	8	CR2-Length0863	8.50-9.30	194.94	301.94	399.12	588.19
	8	CR2-Length0905	8.95-9.75	194.94	301.94	399.12	588.19
	10	CR2-Length1075	10.65-11.45	214.49	362.20	434.83	701.64
	10	CR2-Length1110	11.00-11.80	214.49	362.20	434.83	701.64
	10	CR2-Length1140	11.40-12.20	214.49	362.20	434.83	701.64
	12	CR2-Length1275	12.65-13.45	253.09	379.93	491.33	744.47
	12	CR2-Length1320	13.10-13.90	253.09	379.93	491.33	744.47
	12	CR2-Length1360	13.60-14.40	253.09	379.93	491.33	744.47
	12	CR2-Length1385	13.85-14.65	327.59	425.76	536.05	804.15
	12-14	CR2-Length1438	14.35-15.15	327.59	425.76	536.05	804.15
	14	CR2-Length1507	15.05-15.85	327.59	425.76	536.05	804.15
	16	CR2-Length1592	15.90-16.75	327.59	425.76	536.05	804.15
	16	CR2-Length1656	16.55-17.35	389.69	468.21	601.82	853.65
	16	CR2-Length1715	17.15-17.95	389.69	468.21	601.82	853.65
	18	CR2-Length1782	17.80-18.60	408.10	509.36	633.66	966.57
18	CR2-Length1846	18.45-19.25	408.10	509.36	633.66	966.57	
18	CR2-Length1923	19.20-19.95	432.65	526.96	664.26	1005.78	
20	CR2-Length1990	19.90-20.70	432.65	526.96	664.26	1005.78	
20	CR2-Length2070	20.70-21.50	462.19	578.00	707.54	1068.36	
20	CR2-Length2152	21.50-22.30	462.19	578.00	707.54	1068.36	
22	CR2-Length2212	22.10-22.90	485.58	644.86	759.69	1145.03	
22	CR2-Length2290	22.90-23.70	485.58	644.86	759.69	1145.03	

CR-3 Stainless Steel Three Section Repair Clamps

CR-3 SS Three Section Repair Clamp



CR-3 Stainless Steel Three Section Repair Clamps

Material Specifications


Bolts	304 stainless steel, 5/8” roll NC thread.
Bolt & Receiver Bars	304 stainless steel. TIG welded to shell to form a strong fusion and fully passivated.
Shell	304 stainless steel.
Locking Washer Plate	304 stainless steel. Locks into position for easy tightening of nuts.
Nuts	304 stainless steel & fluorokote coating.
Washer	304 stainless steel and nylon washers are used to reduce wear on washer plate.
Gasket	SBR Rubber -ASTM D 2000 AA4 15 Rubber is especially formulated for water service and has antioxidant, antiozonant agents to increase shelf life.
Armour	304 stainless steel, heavy gauge, molded into gasket to prevent “hanging up” during installation.

Nominal Pipe Size	Catalogue Number	O.D. Range	08” Long	12” Long	16” Long	24” Long
12-14	CR3-Length1430	13.10-14.30	286.44	436.27	561.13	857.61
12-14	CR3-Length1485	13.65-14.85	286.44	436.27	561.13	857.61
14-16	CR3-Length1605	14.85-16.05	350.73	480.33	604.15	915.94
16	CR3-Length1712	15.92-17.12	350.73	480.33	604.15	915.94
16	CR3-Length1745	16.25-17.45	435.20	607.63	760.59	1154.36
18	CR3-Length1830	17.10-18.30	435.20	607.63	760.59	1154.36
18	CR3-Length1920	18.00-19.20	445.97	636.61	797.11	1154.36
18-20	CR3-Length2040	19.20-20.40	445.97	636.61	797.11	1154.36
20	CR3-Length2260	21.40-22.60	490.95	706.52	876.97	1354.24
22-24	CR3-Length2400	22.80-24.00	490.95	706.52	876.97	1354.24
24	CR3-Length2465	23.45-24.65	490.95	706.52	876.97	1354.24
24	CR3-Length2670	25.50-26.70	522.41	805.71	974.24	1434.89

*To order select, model (CR3), the length of clamp from the list, and the model number from the list.
eg, (CR3-122326)

SC-1 Stainless Steel Service Saddle (Single Bolt)

SC-1 SS Service Saddle



SC-1 Stainless Steel Service Saddle (Single Bolt)

Material Specifications

* Canada Pipeline SC-1 service saddles with their one piece construction allow for quick and easy installation. The extra wide stainless shell assures equal pressure around the circumference of the pipe. This extra wide support is particularly important when tapping PVC or HDPE pipe.


Bolts	304 stainless steel, 5/8" roll NC thread.
Bolt & Receiver Bars	304 stainless steel. TIG welded to shell to form a strong fusion and fully passivated.
Shell	304 stainless steel.
Locking Washer Plate	304 stainless steel. Locks into position for easy tightening of nuts.
Nuts	304 stainless steel & fluorokote coating.
Washer	304 stainless steel washers are used to reduce wear on washer plate.
Gasket	SBR Rubber -ASTM D 2000 AA4 15 Rubber is especially formulated for water service.

Nom. Size in Inches	Catalogue Number	O.D. Range	Shell Wt.	Width in Inches	Weight Each Lb.	¾" IP	1" IP	¾" CC	1" CC
3	SC1-0350-TAP	3.45-3.70	20 gauge	5	2.0	77.20	82.16	85.73	90.24
4	SC1-0485-TAP	4.45-4.85	20 gauge	5	2.0	64.78	68.06	71.72	76.13
4	SC1-0535-TAP	4.95-5.35	20 gauge	5	2.5	67.84	71.16	74.79	79.20
6	SC1-0700-TAP	6.54-7.00	20 gauge	5	3.0	69.43	73.54	77.11	81.44
6	SC1-0745-TAP	6.99-7.45	20 gauge	5	3.0	72.50	76.61	80.18	84.51
8	SC1-0908-TAP	8.63-9.08	20 gauge	5	3.5	76.25	78.40	81.99	86.37
8	SC1-0967-TAP	9.21-9.67	20 gauge	5	3.5	79.32	81.46	85.06	89.44

* Torque bolts to 60 Ft. Lbs.

SC-2 Stainless Steel Service Saddle (Double Bolt)

SC-2 SS Service Saddle



SC-2 Stainless Steel Service Saddle (Double Bolt)

Material Specifications

* SC-2 Stainless Steel Saddles are fully warranted for use on HDPE, (DR9, DR11, DR17), C-900, Asbestos Cement Pipe, SDR35 and IPS PVC pipe only, not for use on metal pipe.

Bolts	304 stainless steel, 5/8" roll NC thread.
Bolt & Receiver Bars	304 stainless steel. TIG welded to shell to form a strong fusion and fully passivated.
Shell	304 stainless steel.
Locking Washer Plate	304 stainless steel. Locks into position for easy tightening of nuts.
Nuts	304 stainless steel & fluorokote coating.
Washer	304 stainless steel washers are used to reduce wear on washer plate.
Gasket	SBR Rubber -ASTM D 2000 AA4 15 Rubber is especially formulated for water service.

1-1/4", 1 1/2" & 2" NPT & CC						1 1/4"- 1 1/2" IP	2" IP	1 1/4"- 1 1/2" CC	2" CC
Nom. Size in Inches	Catalogue Number	O.D. Range	Shell Wt.	Width in Inches	Weight each Lb.				
3	SC2-0350-TAP	3.40-3.70	20 gauge	5	3	115.23	n/a	1 1/4" - 138.31	n/a
4	SC2-0485-TAP	4.45-4.85	20 gauge	7 1/2	3	115.23	129.26	138.31	148.55
4	SC2-0535-TAP	4.95-5.35	20 gauge	7 1/2	3	119.06	133.10	142.15	152.38
6	SC2-0700-TAP	6.54-7.00	18 gauge	7 1/2	5	124.14	138.31	147.44	157.65
6	SC2-0745-TAP	6.99-7.45	18 gauge	7 1/2	5	127.99	142.15	151.28	161.49
8	SC2-0908-TAP	8.63-9.08	18 gauge	7 1/2	6	132.33	146.40	155.63	165.82
8	SC2-0967-TAP	9.21-9.67	18 gauge	7 1/2	6	136.16	150.23	159.47	172.72
10	SC2-1116-TAP	10.70-11.16	18 gauge	7 1/2	6	144.09	154.37	163.67	173.76
10	SC2-1221-TAP	11.75-12.21	18 gauge	7 1/2	6	147.93	158.22	167.51	177.59
12	SC2-1321-TAP	12.74-13.21	18 gauge	7 1/2	7	147.97	161.95	171.19	181.35
12	SC2-1447-TAP	14.00-14.47	18 gauge	7 1/2	7	151.82	165.78	175.03	185.18

* Torque bolts to 60 Ft. Lbs.

SC-2 Stainless Steel Service Saddle (Double Bolt)

Material Specifications

* SC-2 Stainless Steel Saddles are fully warranted for use on HDPE, (DR9, DR11, DR17), C-900, Asbestos Cement Pipe, SDR35 and IPS PVC pipe only, not for use on metal pipe.


Bolts	304 stainless steel, 5/8" roll NC thread.
Bolt & Receiver Bars	304 stainless steel. TIG welded to shell to form a strong fusion and fully passivated.
Shell	304 stainless steel.
Locking Washer Plate	304 stainless steel. Locks into position for easy tightening of nuts.
Nuts	304 stainless steel & fluorokote coating.
Washer	304 stainless steel washers are used to reduce wear on washer plate.
Gasket	SBR Rubber -ASTM D 2000 AA4 15 Rubber is especially formulated for water service.

¾" & 1" NPT & CC						List Price Per Saddle			
Nom. Size in Inches	Catalogue Number	O.D. Range	Shell Wt.	Width in Inches	Weight each Lb.	¾" IP	1" IP	¾" CC	1" CC
3	SC2-0350-TAP	3.40-3.70	20 gauge	5	3	77.48	82.80	85.61	90.36
4	SC2-0485-TAP	4.45-4.85	20 gauge	5	3	76.41	81.31	84.97	89.23
4	SC2-0535-TAP	4.95-5.35	20 gauge	5	3	79.48	84.38	88.04	92.30
6	SC2-0700-TAP	6.54-7.00	20 gauge	5	5	82.16	87.76	91.29	95.58
6	SC2-0745-TAP	6.99-7.45	20 gauge	5	5	85.23	90.83	94.36	98.65
8	SC2-0908-TAP	8.63-9.08	20 gauge	5	6	91.41	93.59	94.64	98.99
8	SC2-0967-TAP	9.21-9.67	20 gauge	5	6	94.48	96.66	97.70	102.06
10	SC2-1116-TAP	10.70-11.16	18 gauge	5	6	105.28	109.69	113.23	117.60
10	SC2-1221-TAP	11.75-12.21	18 gauge	5	6	108.35	112.76	116.30	120.67
12	SC2-1321-TAP	12.74-13.21	18 gauge	5	7	110.56	115.37	118.90	123.29
12	SC2-1447-TAP	14.00-14.47	18 gauge	5	7	113.63	118.44	121.97	126.36

* Torque bolts to 60 Ft. Lbs.

SC-4 Stainless Steel Saddle Clamp (Four Bolt)

SC-4 SS Service Saddle (Four Bolt)



SC-4 Stainless Steel Saddle Clamp (Four Bolt)

Material Specifications

Bolts	304 stainless steel, 5/8" roll NC thread.
Bolt & Receiver Bars	304 stainless steel. TIG welded to shell to form a strong fusion and fully passivated.
Shell	304 stainless steel.
Locking Washer Plate	304 stainless steel. Locks into position for easy tightening of nuts.
Nuts	304 stainless steel & fluorokote coating.
Washer	304 stainless steel and nylon washers are used to reduce wear on washer plate.
Gasket	SBR Rubber -ASTM D 2000 AA4 15 Rubber is especially formulated for water service.

¾" & 1" FMI & CC								
Nom. Size in Inches	Catalogue Number	O.D. Range	Shell Wt.	Width in Inches	Weight per Lb.	¾" -1" IP	¾" -1" CC	
4	SC4-0535-Tap	4.45-5.35	20 gauge	5	5.0	133.85	136.93	
6	SC4-0745-Tap	6.60-7.45	20 gauge	5	5.0	139.08	142.87	
8	SC4-0943-Tap	8.60-9.43	20 gauge	5	5.5	143.68	148.05	
8	SC4-0967-Tap	8.60-9.67	18 gauge	5	5.5	143.68	148.05	
10	SC4-1116-Tap	10.70-11.16	18 gauge	5	6.5	158.03	161.40	
10	SC4-1221-Tap	11.40-12.20	18 gauge	5	6.5	158.03	161.40	
12	SC4-1321-Tap	12.70-13.30	18 gauge	5	7.0	164.16	167.62	
12	SC4-1447-Tap	13.70-14.50	18 gauge	5	7.0	164.16	167.62	
14	SC4-1530-Tap	15.25-16.05	18 gauge	5	9.0	167.54	172.37	
16	SC4-1740-Tap	17.20-17.80	18 gauge	5	9.0	176.31	179.17	
18	SC4-1950-Tap	19.40-20.00	18 gauge	5	10.0	179.66	182.98	
20	SC4-2160-Tap	21.40-22.00	18 gauge	5	10.0	209.97	213.35	
24	SC4-2400-Tap	23.80-24.40	18 gauge	5	12.0	224.08	227.55	
24	SC4-2580-Tap	25.80-26.20	18 gauge	5	12.0	227.42	230.90	

SC-4 Stainless Steel Saddle Clamp (Four Bolt)

Material Specifications

Bolts	304 stainless steel, 5/8" roll NC thread.
Bolt & Receiver Bars	304 stainless steel. TIG welded to shell to form a strong fusion and fully passivated.
Shell	304 stainless steel.
Locking Washer Plate	304 stainless steel. Locks into position for easy tightening of nuts.
Nuts	304 stainless steel & fluorokote coating.
Washer	304 stainless steel and nylon washers are used to reduce wear on washer plate.
Gasket	SBR Rubber -ASTM D 2000 AA4 15 Rubber is especially formulated for water service.

1-¼" & 2" NPT & CC							
Nom. Size in Inches	Catalogue Number	O.D. Range	Shell Wt.	Width in Inches	Weight per Lb.	1-¼" & 2" IP	1-¼" & 2" CC
4	SC4-0535-Tap	4.45-5.35	20 gauge	7½	7.0	181.43	201.32
6	SC4-0745-Tap	6.60-7.45	20 gauge	7½	8.0	188.24	208.12
8	SC4-0943-Tap	8.60-9.43	20 gauge	7½	8.5	199.26	214.03
8	SC4-0967-Tap	8.60-9.67	18 gauge	7½	8.5	199.26	214.03
10	SC4-1116-Tap	10.70-11.16	18 gauge	7½	9.5	208.13	231.62
10	SC4-1221-Tap	11.40-12.20	18 gauge	7½	9.5	208.13	231.61
12	SC4-1321-Tap	12.70-13.30	18 gauge	7½	10.5	214.25	232.20
12	SC4-1447-Tap	13.70-14.50	18 gauge	7½	10.5	214.25	232.20
14	SC4-1530-Tap	15.25-16.05	18 gauge	7½	12.0	219.70	238.73
16	SC4-1740-Tap	17.20-17.80	18 gauge	7½	12.0	230.90	250.46
18	SC4-1950-Tap	19.40-20.00	18 gauge	7½	13.0	237.11	256.06
20	SC4-2160-Tap	21.40-22.00	18 gauge	7½	13.0	244.94	268.03
24	SC4-2400-Tap	23.80-24.40	18 gauge	7½	14.0	259.05	285.68
24	SC4-2580-Tap	25.80-26.20	18 gauge	7½	14.0	274.78	302.06

PRO-LINE FITTINGS

Canada Pipeline SS Saddles & Repair Clamps

Terms and Conditions of Sale

1. General

All sales are subject to Pro-Line's Fittings Inc. ("Vendor") general terms and conditions as posted on the Vendor's website at the time of sale. The Purchaser's order is accepted subject to the Vendor's terms and condition and any other terms and conditions agreed to in writing by the Vendor and Purchaser. It is agreed that any terms and conditions contained in the Purchaser's order or otherwise stipulated will be deemed for the Purchaser's internal use only and will not be binding on the Vendor.

2. Orders:

Purchase orders received are conditional upon satisfactory credit approval by the Vendor. Once confirmed by the Vendor orders for custom-made products manufactured by the Purchaser's specifications and orders of large quantities for non-inventoried products cannot be cancelled, modified or returned without the Vendor's written consent and upon terms which provide for indemnification of the Vendor for costs and expenses incurred.

3. Shipments

Delivery schedules stipulated in either the Vendor's "Sales Quote" or the "Sales Order Confirmation" are approximate only and shipments will be made within reasonable proximity thereto. All shipments are F.O.B Vendor's location unless otherwise agreed to in writing between the Vendor and Purchaser. The Vendor may agree to different shipping terms as specified in the Sales Quote or in the Sales Order Confirmation. Freight prepaid orders, when applicable will be delivered by the carrier of the Vendor's selection, unless the use of another carrier is agreed to in writing with the Purchaser. Prepaid orders will be delivered based on the most economical route as determined by the Vendor. If the Purchaser requires another means of delivery that offered by the Vendor, the Purchaser agrees to incur the additional cost. Each Sales Order Confirmation maybe shipped in whole or in part at the Vendor's discretion. The Vendor shall bear no liability for Products lost or damaged during transit. Under no circumstances will the Vendor be responsible for any damage whatsoever caused by delays in shipment. The Purchaser must verify quantities and report discrepancies within 3 business days of receipt. The Vendor reserves the right to optimize packaging at its discretion. Some products may only be available in bulk package multiples or case quantities.

4. Prices

All prices published or quoted are subject to change without notice until orders are accepted by the Vendor and issuance of a Sales Confirmation, whereupon prices will remain firm for those shipments within thirty (30) days following the day of the Vendor's Sales Order Confirmation. For specific contracts or projects, the Vendor may agree to in writing to protect the prices for an extended period of time. To remove a charge for applicable taxes, the Purchaser must provide the Vendor with tax exemption certificates or any documents as required by a specific tax jurisdiction.

Canada Pipeline SS Saddles & Repair Clamps

5. Payment Terms

Payment is based on the delivery date of the products and is due by the fifteenth (15th) of the following month. If applicable, cash discounts, expressed as a percentage, are calculated on the net invoiced price, before taxes, freight, or other charges and can only be deducted from the payment if the Vendor received payment from the Purchaser on or prior to the due date, otherwise no cash discount is applicable. Overdue accounts shall bear interest at rate of 18% per annum. The granting of credit by the Vendor is based on an evaluation of the Purchaser's financial condition. If the financial condition does not justify continuance on credit, the Vendor may require full or partial advance payment.

6. Return of Products:

The Vendor may accept the return of Products, subject to the following terms and conditions: 1) Prior to the return of any Products, the Purchaser must obtain a Return Goods Authorization (RGA) number from the Vendor, 2) All Products must be returned freight prepaid, unless otherwise authorized by the Vendor,

3) Products must be received in good saleable condition. A minimum return or re-stocking charge of 25% of the purchase price will be applied against the credit issued pursuant to the returned Products, except in the case of the Vendor's shipping error.

7. Warranty and Limitations of Liability

All the Vendor's Products are guaranteed against defects resulting from faulty workmanship or materials, subject to limitations, exceptions, disclaimers and conditions stipulated hereunder or specified with respect to particular Products and posted or amended on the Vendor's website of literature. The Vendor will replace free of charge, including shipping charges for the replacement of any Products which are found to be defective in workmanship or material provided that the following conditions are met.

a. The Vendor is promptly notified in writing of such a defect immediately upon discovery and the defective Products is promptly returned to the Vendor. The Claimant must provide documentation of evidence of failure, as well as the failed product that has alleged to have failed and agree to in section of the defective Product by the Vendor.

b. The Product has not been altered or modified after leaving the Vendor's premises, has not been used in more than one installation, show no evidence of tampering or disassembly, not subject to abnormal operating conditions, abuse or misuse.

c. The Products have been used in applications or under conditions that are in not accordance with the technical information available from the Vendor.

d. The Vendor disclaims any liability or responsibility for labour, materials and or other expenses to replace the defective Product or to repair and damage resulting from the use thereof; for Purchaser's calculations, product design or engineering specifications; for the accuracy of any plans, drawing or specifications furnished to the purchaser as part of the sale of any of its products.

Pro-Line Fittings Inc. Terms and Conditions, April 2014



Contacts:

Western Canada

12487-82nd Avenue,
Surrey B.C. V3W 3E8

T: 604-531-8408 / 1- 877-531-8478
F: 604-531-8468 / 1- 877-531-8468

info@pro-linefittings.com

Eastern Canada

740 Huronia Road, Unit #17
Barrie, Ontario L4N 6C6

T: 705-733-7720 / 1-855-733-7720
F: 705-733-7710 / 1-855-733-7710

sales@pro-linefittings.com