

TELEPHONE, HYDRO, CABLE DUCT & RIGID CONDUIT

Price List: PLF-THC Vol. 6

Effective Date: April 1, 2024



Western Canada

19402 54 Avenue

Surrey, BC V3S 7H9

T: 604-531-8408 / 1-877-531-8478

F: 604-531-8468 / 1-877-531-8468

info@pro-linefittings.com

Eastern Canada

740 Huronia Road, Unit #17

Barrie, Ontario L4N 6C6

T: 705-733-7720 / 1-855-733-7720

F: 705-733-7710 / 1-855-733-7710

sales@pro-linefittings.com

TELEPHONE, HYDRO, CABLE DUCT & RIGID CONDUIT FITTINGS

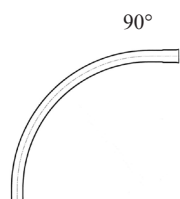
Contents;

♦ Telephone Duct Fittings	1-2
♦ Hydro Duct Fittings	3-5
♦ Cable Duct Fittings	6-7
♦ Rigid Conduit Fittings (SCH 40)	7-9

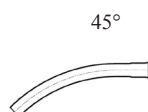


CSA B 181.0-06, CSA B 182.1-06, CSA B 182.2-06, CSA B 182.4-06
ASTM D3034, ASTM D3212, ASTM F1336, ASTM F679, ASTM F794.

At Pro-Line we're committed to **CUSTOMER SERVICE EXCELLENCE.**
This means quick quotes, the highest quality fittings, delivered as promised each and every time.

TELEPHONE DUCT FITTINGS **ORANGE**

Inches	MM	Product Code	Crate Quantities	List Price
1 x 6 R 90° HS	25 x 150 R 90°	27K900601HS		13.28
2 x 12 R 90° HS	50 x 300 R 90°	27K901202HS	400	50.74
2 x 24 R 90° HS	50 x 600 R 90°	27K902402HS	120	56.13
2 x 36 R 90° HS	50 x 900 R 90°	27K903602HS	180	60.98
3 x 24 R 90° HS	75 x 600 R 90°	27K902403HS		118.67
3 x 36 R 90° HS	75 x 900 R 90°	27K903603HS	108	103.83
4 x 24 R 90° HS	100 x 600 R 90°	27K902404HS		97.23
4 x 36 R 90° HS	100 x 900 R 90°	27K903604HS	60	113.15




1 x 6 R 45° HS	25 x 150 R 45°	27K450601HS		13.28
2 x 12 R 45° HS	50 x 300 R 45°	27K451202HS		43.13
2 x 24 R 45° HS	50 x 600 R 45°	27K452402HS		38.22
2 x 36 R 45° HS	50 x 900 R 45°	27K453602HS	150	61.02
3 x 24 R 45° HS	75 x 600 R 45°	27K452403HS		75.51
3 x 36 R 45° HS	75 x 900 R 45°	27K453603HS	108	91.41
4 x 24 R 45° HS	100 x 600 R 45°	27K452404HS		84.35
4 x 36 R 45° HS	100 x 900 R 45°	27K453604HS	70	99.76



1 x 6 R 22.5° HS	25 x 150 R 22.5°	27K220601HS		13.28
2 x 12 R 22.5° HS	50 x 300 R 22.5°	27K221202HS		40.59
2 x 24 R 22.5° HS	50 x 600 R 22.5°	27K222402HS		44.90
2 x 36 R 22.5° HS	50 x 900 R 22.5°	27K223602HS		61.02
3 x 24 R 22.5° HS	75 x 600 R 22.5°	27K222403HS		71.06
3 x 36 R 22.5° HS	75 x 900 R 22.5°	27K223603HS		75.75
4 x 24 R 22.5° HS	100 x 600 R 22.5°	27K222404HS		79.39
4 x 36 R 22.5° HS	100 x 900 R 22.5°	27K223604HS	100	79.73
4x12.5' R 22.5° HS	100 x 3750 R 22.5°	27K221204HS	100	99.63


TELEPHONE DUCT FITTINGS **ORANGE**

11.25°



Inches	MM	Product Code	Crate Quantities	List Price
2 x 12 R 11.25° HS	50 x 300 R 11.25°	27K111202HS		40.59
2 x 24 R 11.25° HS	50 x 600 R 11.25°	27K112402HS		42.10
2 x 36 R 11.25° HS	50 x 900 R 11.25°	27K113602HS		45.74
3 x 24 R 11.25° HS	75 x 600 R 11.25°	27K112403HS		66.62
3 x 36 R 11.25° HS	75 x 900 R 11.25°	27K113603HS		77.87
4 x 24 R 11.25° HS	100 x 600 R 11.25°	27K112404HS		74.43
4 x 36 R 11.25° HS	100 x 900 R 11.25°	27K113604HS		84.86

J-Bends



2 x 12 R 90° HS 10'	50 x 300 R 90°	27KL901202HS	6	117.28
2 x 12 R 90° HS 5'	100 x 600 R 11.25°	27KM901202HS	100	93.01

Tel Caps



2	50	41ACAP02H		6.52
---	----	-----------	--	------

Tel Couplings



2	50	35ACOUP02HH		5.39
---	----	-------------	--	------

Tel Couplings
Long



2	50	35KLCOUP02HH	200	7.58
3	75	35KLCOUP03HH		8.68
4	100	35KLCOUP04HH		12.14

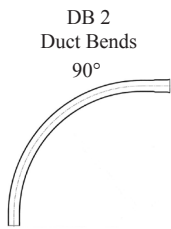
End Bell



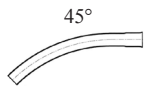
2	50	20KEB02 HF	300	12.47
3	75	20KEB03 HF	100	14.62
4	100	20KEB04 HF	65	17.36

PRO-LINE FITTINGS

HYDRO DUCT FITTINGS GREY



Inches	MM	Product Code	Crate Quantities	List Price
2 x 12 R 90° HS	50 x 300 R 90°	27N901202HS	400	50.74
2 x 24 R 90° HS	50 x 600 R 90°	27N902402HS	120	49.78
2 x 36 R 90° HS	50 x 900 R 90°	27N903602HS	180	59.29
3 x 24 R 90° HS	50 x 600 R 90°	27N902403HS		118.67
3 x 36 R 90° HS	75 x 900 R 90°	27N903603HS	108	102.85
4 x 24 R 90° HS	100 x 600 R 90°	27N902404HS		97.23
4 x 36 R 90° HS	100 x 900 R 90°	27N903604HS	60	112.24
5 x 42 R 90° HS	125 x 1050 R 90°	27N904205HS		221.84
6 x 36 R 90° HS	150 x 900 R 90°	27N903606HS		327.98
6 x 42 R 90° HS	150 x 1050 R 90°	27N904206HS		P.O.R.



2 x 12 R 45° HS	50 x 300 R 45°	27N451202HS		43.13
2 x 24 R 45° HS	50 x 600 R 45°	27N452402HS		38.22
2 x 36 R 45° HS	50 x 900 R 45°	27N453602HS	135	44.88
3 x 24 R 45° HS	75 x 600 R 45°	27N452403HS		66.36
3 x 36 R 45° HS	75 x 900 R 45°	27N453603HS	108	63.91
4 x 24 R 45° HS	100 x 600 R 45°	27N452404HS		79.28
4 x 36 R 45° HS	100 x 900 R 45°	27N453604HS	50	79.69
5 x 42 R 45° HS	125 x 1050 R 45°	27N454205HS		183.34
6 x 36 R 45° HS	150 x 900 R 45°	27N453606HS		P.O.R.
6 x 42 R 45° HS	150 x 1050 R 45°	27N454206HS		P.O.R.



2 x 12 R 22.5° HS	50 x 300 R 22.5°	27N221202HS		40.59
2 x 24 R 22.5° HS	50 x 600 R 22.5°	27N222402HS		44.90
2 x 36 R 22.5° HS	50 x 900 R 22.5°	27N223602HS		48.78
3 x 12.5' R 22.5° HS	75 x 3750 R 22.5°	27N221203HS		103.80
3 x 24 R 22.5° HS	75 x 600 R 22.5°	27N222403HS		71.06
3 x 36 R 22.5° HS	75 x 900 R 22.5°	27N223603HS		75.75
4 x 12.5' R 22.5° HS	100 x 3750 R 22.5°	27N221204HS		99.72
4 x 24 R 22.5° HS	100 x 600 R 22.5°	27N222404HS		79.39
4 x 36 R 22.5° HS	100 x 900 R 22.5°	27N223604HS		79.73
5 x 42 R 22.5° HS	125 x 1050 R 22.5°	27N224205HS		140.43
6 x 36 R 22.5° HS	150 x 900 R 22.5°	27N223606HS		P.O.R.
6 x 42 R 22.5° HS	150 x 1050 R 22.5°	27N224206HS		P.O.R.

HYDRO DUCT FITTINGS GREY



Inches	MM	Product Code	Crate Quantities	List Price
2 x 24 R 11.25° HS	50 x 600 R 11.25°	27N112402HS		42.10
2 x 36 R 11.25° HS	50 x 900 R 11.25°	27N113602HS		45.74
3 x 24 R 11.25° HS	75 x 600 R 11.25°	27N112403HS		66.62
3 x 36 R 11.25° HS	75 x 900 R 11.25°	27N113603HS		77.87
4 x 24 R 11.25° HS	100 x 600 R 11.25°	27N112404HS		74.43
4 x 36 R 11.25° HS	100 x 900 R 11.25°	27N113604HS		84.86
5 x 42 R 11.25° HS	125 x 1050 R 11.25°	27N114205HS		169.70
6 x 36 R 11.25° HS	150 x 900 R 11.25°	27N113606HS		P.O.R.
6 x 42 R 11.25° HS	150 x 1050 R 11.25°	27N114206HS		P.O.R.



2 x 12 R 90° HS 10'	50 x 300 R 90°	27OL901202HS		152.35
3 x 24 R 90° HS 10'	75 x 600 R 90°	27OL902403HS	104	184.66
3 x 24 R 90° HS 5'	75 x 600 R 90°	27OM902403HS	50	146.19
4 x 24 R 90° HS 10'	100 X 600 R 90°	27OL902404HS		270.17
4 x 24 R 90° HS 5'	100 X 600 R 90°	27OM902404HS		177.71

HYDRO DUCT FITTINGS GREY

Hydro Couplings



Inches	MM	Product Code	Crate Quantities	List Price
2	50	35ACOUP02HH		5.39
5	125	35ACOUP05HH		23.40

Hydro
Couplings Long

2	50	35NLCOUP02HH		7.58
3	75	35NLCOUP03HH		8.72
4	100	35NLCOUP04HH		12.14
5	125	35NLCOUP05HH		33.71

Hydro Cap



2	50	41ACAP02H		6.52
5	125	41NCAP05H		51.30

End Bell



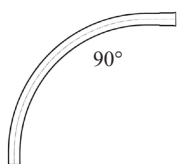
2	50	20NEB02 HF	300	12.47
3	75	20NEB03 HF	100	14.63
4	100	20NEB04 HF	65	17.36
5	125	20NEB05 HF		49.14

DB 2 Air Rig
HxH

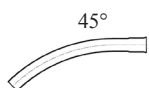
2	50	35NOCOUP02HH		16.40
3	75	35NOCOUP03HH		18.55
4	100	35NOCOUP04HH		22.04
5	125	35NOCOUP05HH		26.66

CABLE DUCT FITTINGS **WHITE**

Cable Bends



Inches	MM	Product Code	Crate Quantities	List Price
2 x 12 R 90° HS	50 x 300 R 90°	27S901202HS		50.74
2 x 24 R 90° HS	50 x 600 R 90°	27S902402HS		56.13
2 x 36 R 90° HS	50 x 900 R 90°	27S903602HS		60.98
3 x 24 R 90° HS	75 x 600 R 90°	27S902403HS		118.67
3 x 36 R 90° HS	75 x 900 R 90°	27S903603HS		103.83
4 x 24 R 90° HS	100 x 900 R 90°	27S902404HS		97.23
4 x 36 R 90° HS	100 x 900 R 90°	27S903604HS		97.23
6 x 36 R 90° HS	150 x 900 R 90°	27S903606HS		P.O.R.



2 x 12 R 45° HS	50 x 300 R 45°	27S451202HS		43.13
2 x 24 R 45° HS	50 x 600 R 45°	27S452402HS		38.22
2 x 36 R 45° HS	50 x 900 R 45°	27S453602HS		61.02
3 x 24 R 45° HS	75 x 600 R 45°	27S452403HS		75.51
3 x 36 R 45° HS	75 x 900 R 45°	27S453603HS		91.45
4 x 24 R 45° HS	100 x 600 R 45°	27S452404HS		84.35
4 x 36 R 45° HS	100 x 900 R 45°	27S453604HS		99.75
6 x 36 R 45° HS	150 x 900 R 45°	27S453606HS		P.O.R.



2 x 12 R 22.5° HS	50 x 300 R 22.5°	27S221202HS		40.59
2 x 24 R 22.5° HS	50 x 600 R 22.5°	27S222402HS		44.90
2 x 36 R 22.5° HS	50 x 900 R 22.5°	27S223602HS		48.78
3 x 24 R 22.5° HS	75 x 600 R 22.5°	27S222403HS		71.06
3 x 36 R 22.5° HS	75 x 900 R 22.5°	27S223603HS		75.75
4 x 24 R 22.5° HS	100 x 600 R 22.5°	27S222404HS		79.39
4 x 36 R 22.5° HS	100 x 900 R 22.5°	27S223604HS		79.73



2 x 36 R 11.25° HS	50 x 900 R 11.25°	27S113602HS		48.78
3 x 24 R 11.25° HS	75 x 600 R 11.25°	27S112403HS		71.06
3 x 36 R 11.25° HS	75 x 900 R 11.25°	27S113603HS		75.75
4 x 24 R 11.25° HS	100 x 600 R 11.25°	27S112404HS		79.39
4 x 36 R 11.25° HS	100 x 900 R 11.25°	27S113604HS		79.73

PRO-LINE FITTINGS

CABLE DUCT FITTINGS **WHITE**

Couplings



Inches	MM	Product Code	Crate Quantities	List Price
2	50	35SLCOUP02HH		7.58
3	75	35SLCOUP03HH		8.68
4	100	35SLCOUP04HH		12.14

Caps



2	50	41ACAP02H		6.52
---	----	-----------	--	------

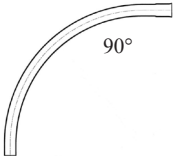
End Bells



2	50	20SEB02HF		12.47
3	75	20SEB03HF		14.62
4	100	20SEB04HF		17.36

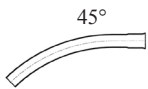
RIGID CONDUIT FITTINGS (SCH 40) **LIGHT GREY**

Rigid Conduit Bends



Inches	MM	Product Code	Crate Quantities	List Price
1 x 6 R 90° HS	25 x 150 R 90°	27O900601HS		12.28
2 x 13 R 90° HS	50 x 325 R 90°	27O901302HS		35.68
2 x 24 R 90° HS	50 x 600 R 90°	27O902402HS		56.42
2 x 36 R 90° HS	50 x 900 R 90°	27O903602HS		70.49
3 x 13 R 90° HS	75 x 325 R 90°	27O901303HS		113.62
3 x 24 R 90° HS	75 x 600 R 90°	27O902403HS		118.49
3 x 36 R 90° HS	75 x 900 R 90°	27O903603HS		133.49
4 x 24 R 90° HS	100 x 600 R 90°	27O902404HS		195.12
4 x 36 R 90° HS	100 x 900 R 90°	27O903604HS		210.00
5 x 42 R 90° HS	125 x 1050 R 90°	27O904205HS		268.65
6 x 36 R 90° HS	150 x 900 R 90°	27O903606HS		392.72
6 x 42 R 90° HS	150 x 1050 R 90°	27O904206HS		430.86

RIGID CONDUIT FITTINGS (SCH 40) LIGHT GREY



Inches	MM	Product Code	Crate Quantities	List Price
1 x 6 R 45° HS	25 x 150 R 45°	27O450601HS		12.28
2 x 13 R 45° HS	50 x 325 R 45°	27O451302HS		35.68
2 x 24 R 45° HS	50 x 600 R 45°	27O452402HS		56.42
2 x 36 R 45° HS	50 x 900 R 45°	27O453602HS		70.49
3 x 13 R 45° HS	75 x 325 R 45°	27O451303HS		113.63
3 x 24 R 45° HS	75 x 600 R 45°	27O452403HS		118.49
3 x 36 R 45° HS	75 x 900 R 45°	27O453603HS		133.49
4 x 24 R 45° HS	100 x 600 R 45°	27O452404HS		195.12
4 x 36 R 45° HS	100 x 900 R 45°	27O453604HS		210.01
5 x 42 R 45° HS	125 x 1050 R 45°	27O454205HS		268.65
6 x 36 R 45° HS	150 x 900 R 45°	27O453606HS		392.72
6 x 42 R 45° HS	150 x 1050 R 45°	27O454206HS		430.86



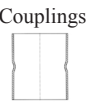
2 x 13 R 22.5° HS	50 x 325 R 22.5°	27O221302HS		34.70
2 x 24 R 22.5° HS	50 x 600 R 22.5°	27O222402HS		56.42
2 x 36 R 22.5° HS	50 x 900 R 22.5°	27O223602HS		69.49
3 x 13 R 22.5° HS	75 x 325 R 22.5°	27O221303HS		112.03
3 x 24 R 22.5° HS	75 x 600 R 22.5°	27O222403HS		117.49
3 x 36 R 22.5° HS	75 x 900 R 22.5°	27O223603HS		116.49
4 x 24 R 22.5° HS	100 x 600 R 22.5°	27O222404HS		194.12
4 x 36 R 22.5° HS	100 x 900 R 22.5°	27O223604HS		209.01
5 x 42 R 22.5° HS	125 x 1050 R 22.5°	27O224205HS		267.65
6 x 36 R 22.5° HS	150 x 900 R 22.5°	27O223606HS		392.72
6 x 42 R 22.5° HS	150 x 1050 R 22.5°	27O224206HS		430.86

PRO-LINE FITTINGS

RIGID CONDUIT FITTINGS (SCH 40) LIGHT GREY



Inches	MM	Product Code	Crate Quantities	List Price
2	50	41OCAP02 H		P.O.R.
3	75	41OCAP03 H		11.02
4	100	41OCAP04 H		23.44
5	125	41OCAP05 H		41.25
6	150	41OCAP06 H		58.79



2	50	35OCOUP02H		10.23
3	75	35OCOUP03H		14.65
4	100	35OCOUP04H		19.27
5	125	35OCOUP05H		42.53
6	150	35OCOUP06H		70.22



2	50	20OEB02HF		14.98
3	75	20OEB03HF		26.47
4	100	20OEB04HF		32.68
5	125	20OEB05HF		75.91
6	150	20OEB06HF		100.49



Terms and Conditions of Sale

1. General

All sales are subject to Pro-Line's Fittings Inc. and Pro-Line Fittings East Inc. ("Vendor") general terms and conditions as posted on the Vendor's website at the time of sale. The Purchaser's order is accepted subject to the Vendor's terms and condition and any other terms and conditions agreed to in writing by the Vendor and Purchaser. It is agreed that any terms and conditions contained in the Purchaser's order or otherwise stipulated will be deemed for the Purchaser's internal use only and will not be binding on the Vendor.

2. Orders

Purchase orders received are conditional upon satisfactory credit approval by the Vendor. Once confirmed by the Vendor orders for custom-made products manufactured by the Purchaser's specifications and orders of large quantities for non-inventoried products cannot be canceled, modified or returned without the Vendor's written consent and upon terms which provide for indemnification of the Vendor for costs and expenses incurred.

3. Shipments

Delivery schedules stipulated in either the Vendor's "Sales Quote" or the "Sales Order Confirmation" are approximate only and shipments will be made within reasonable proximity thereto. All shipments are F.O.B Vendor's location unless otherwise agreed to in writing between the Vendor and Purchaser. The Vendor may agree to different shipping terms as specified in the Sales Quote or in the Sales Order Confirmation. Freight prepaid orders, when applicable will be delivered by the carrier of the Vendor's selection, unless the use of another carrier is agreed to in writing with the Purchaser.

Prepaid orders will be delivered based on the most economical route as determined by the Vendor. If the Purchaser requests partial shipment of a Prepaid Order, the Vendor will only Prepay the initial shipment, all further partial shipments on that order are shipped at the Purchaser's expense. If the Purchaser requires another means of delivery that offered by the Vendor, the Purchaser agrees to incur the additional cost. Each Sales Order maybe shipped in whole or in part at the Vendor's discretion. The Vendor shall bear no liability for Products lost or damaged during transit. Under no circumstances will the Vendor be responsible for any damage whatsoever caused by delays in shipment. The Purchaser must verify quantities and report discrepancies within 3 business days of receipt. The Vendor reserves the right to optimize packaging at its discretion. Some products may only be available in bulk package multiples or case quantities. The Vendor's Delivery Schedules stated on the "Sales Quote" or "Sales Order Confirmation" are only reasonable approximate of the shipping date to the Purchaser.

4. Prices

All prices published or quoted are subject to change without notice until orders are accepted by the Vendor and issuance of a Sales Confirmation, whereupon prices will remain firm for those shipments within thirty (30) days following the day of the Vendor's Sales Order Confirmation. For specific contracts or projects, the Vendor may agree to in writing to protect the prices for an extended period of time. To remove a charge for applicable taxes, the Purchaser must provide the Vendor with tax exemption certificates or any documents as required by a specific tax jurisdiction.

5. Payment Terms

Payment is based on the delivery date of the products and is due by the fifteenth (15th) of the following month. If applicable, cash discounts, expressed as a percentage, are calculated on the net invoiced price, before taxes, freight, or other charges and can only be deducted from the payment if the Vendor received payment from the Purchaser on or prior to the due date, otherwise no cash discount is applicable. Overdue accounts shall bear interest at rate of 18% per annum. The granting of credit by the Vendor is based on an evaluation of the Purchaser's financial condition. If the financial condition does not justify continuance on credit, the Vendor may require full or partial advance payment.

6. Return of Products

The Vendor may accept the return of Products, subject to the following terms and conditions: 1) Prior to the return of any Products, the Purchaser must obtain a Return Goods Authorization (RGA) number from the Vendor, 2) All Products must be returned freight prepaid, unless otherwise authorized by the Vendor, 3) Products must be received in good saleable condition. A minimum return or re-stocking charge of 25% of the purchase price will be applied against the credit issued pursuant to the returned Products, except in the case of the Vendor's shipping error.

7. Warranty and Limitations of Liability

All the Vendor's Products are guaranteed against defects resulting from faulty workmanship or materials, subject to limitations, exceptions, disclaimers and conditions stipulated hereunder or specified with respect to particular Products and posted or amended on the Vendor's website of literature. The Vendor will replace free of charge, including shipping charges for the replacement of any Products which are found to be defective in workmanship or material provided that the following conditions are met.

- a.** The Vendor is promptly notified in writing of such a defect immediately upon discovery and the defective Products is promptly returned to the Vendor. The Claimant must provide documentation of evidence of failure, as well as the failed product that has alleged to have failed and agree to in section of the defective Product by the Vendor.
- b.** The Product has not been altered or modified after leaving the Vendor's premises, has not been used in more than one installation, show no evidence of tampering or disassembly, not subject to abnormal operating conditions, abuse or misuse.
- c.** The Products have been used in applications or under conditions that are in not accordance with the technical information available from the Vendor.
- d.** The Vendor disclaims any liability or responsibility for labour, materials and or other expenses to replace the defective Product or to repair and damage resulting from the use thereof; for Purchaser's calculations, product design or engineering specifications; for the accuracy of any plans, drawing or specifications furnished to the purchaser as part of the sale of any of its products.

8. Force Majeure Clause

Force majeure clause "is meant to protect the Vendor and the Purchaser in the event that a contract cannot be performed due to causes which are outside the control of the parties and could not be avoided by exercise of due care." Force majeure clauses allocate risk between the parties when an unanticipated event makes performance impossible or impracticable.

If and to the extent that a Vendor's performance of any of its obligations pursuant to a "Quote", "Sales Order" or Sales Order Confirmation" is prevented, hindered or delayed directly or indirectly by fire, flood, earthquake, elements of nature or acts of God, acts of war, terrorism, riots, civil disorders, rebellions or revolutions, or any other similar cause beyond the reasonable control of the Vendor (each a "Force Majeure Event"), and such non-performance, hindrance or delay could not have been prevented by reasonable precautions, then the non-performing, hindered or delayed by the Vendor, shall be excused for such non-performance, hindrance or delay, as applicable, of those obligations affected (the "Affected Services or Products") by the Force Majeure Event for as long as the Force Majeure Event continues and, except as otherwise provided in this Section, such Vendor continues to use its commercially reasonable efforts to recommence performance whenever and to whatever extent possible without delay, including through the use of alternate sources, workaround plans or other means. The Vendor, whose performance is prevented, hindered or delayed by a Force Majeure Event shall promptly notify the other Party of the occurrence of the Force Majeure Event and describe in reasonable detail the nature of the Force Majeure Event.




CONTACT US:

WESTERN CANADA

19402 54 Avenue
Surrey, BC V3S 7H9
T: 604-531-8408 / 877-531-8478
F: 604-531-8468 / 877-531-8468
info@pro-linefittings.com

EASTERN CANADA

740 Huronia Road, Unit #17
Barrie, ON L4N 6C6
T: 705-733-7720 / 855-733-7720
F: 705-733-7710 / 855-733-7710
sales@pro-linefittings.com



**Consult Our Infrastructure &
Industrial Solutions Brochure**



pro-linefittings.com